

# GFM-1200

GFM Series VRLA Gel Battery

**ALLGRAND®**

Power the World



## Applications

- Data/Computing Center, UPS, EPS
- Standby Power for Telecom and Mobile Systems
- Standby Power for Signaling Systems of Railway, Airport, and etc.
- Standby Power for Electrical Utilities and Nuclear Reactors

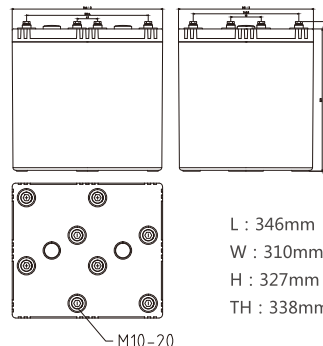
## Highlights

- Long life design(up to 12 years)
- Reliably sealed
- High specific energy, low IR & self discharge
- Higher reaction efficiency and conformity

## Features

- Float charging life prolonged by our proprietary corrosion resistant alloy;
- High-purity electrolytes and special agents reduce water loss;
- Impacts from earthquakes are reduced by compact seismic ABS jars and covers;
- Delicate seal technologies protect the battery from electrolyte leakage and creepage ;
- The delicate construction of self-relief valves can avoid bulges and cracks.
- Easy installation and maintenance are provided by round copper core terminals

## Dimensions



## Certifications



## Specifications

Model	GFM-1200	
Design Life	12 years	
Nominal Capacity	20HR(64.8A,1.80V)	1296Ah
	10HR(120A,1.80V)	1200Ah
	3HR(324A,1.80V)	972Ah
	1HR(660A,1.80V)	660Ah
Internal Resistance	0.26mΩ(Full Charge)	
Self Discharge	≤3% per month	
Charge Voltage	Cycle Use	Standby Use
	2.33V/Cell (-4mV/°C/Cell) Max. Charge Current:180A	2.23V/Cell (-3mV/°C/Cell))

Note: Data contained herein are measured at 25°C

# GFM-1200

GFM Series VRLA Gel Battery



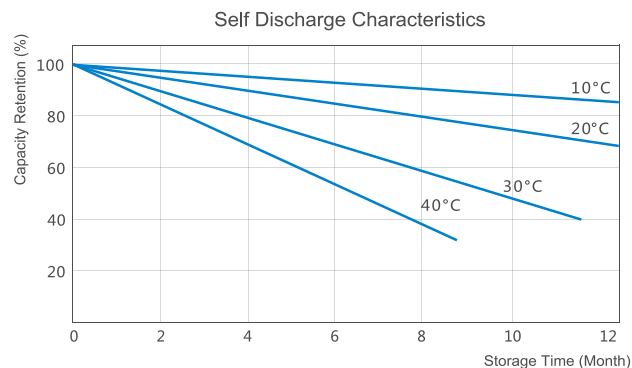
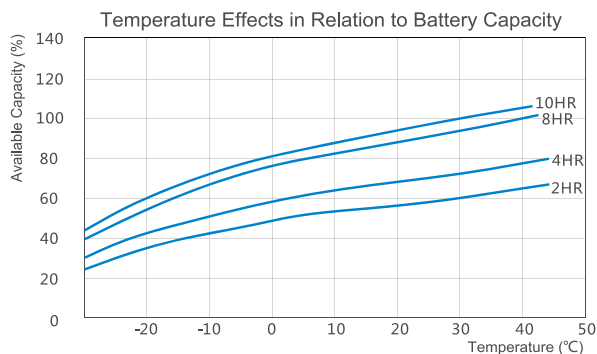
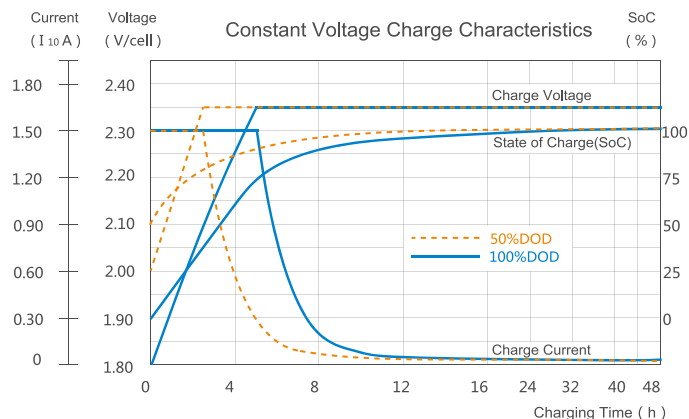
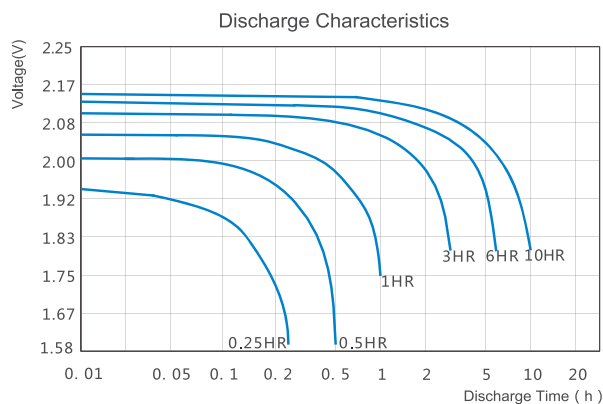
## Constant Current Discharge Rate (A, 25°C)

Model	F.V. (V/Cell)	Minute						Hour									
		5	10	15	20	30	45	1	2	3	4	5	6	8	10	20	
GFM-1200	1.85	1201	1056	912	851	749	637	567	375	293	230	207	188	149	114	65.8	
	1.80	1322	1225	1127	1030	865	716	625	406	311	250	214	195	158	121	68.4	
	1.75	1594	1394	1271	1172	976	784	654	419	318	258	216	198	162	126	70.0	
	1.70	1779	1591	1402	1221	1019	819	666	423	321	260	217	199	163	127	70.4	
	1.67	1948	1687	1495	1321	1100	833	670	425	322	262	218	200	164	128	70.7	
	1.60	2203	1868	1626	1410	1145	846	675	427	323	264	218	201	165	129	71.1	

## Constant Power Discharge Rate (Watt/Cell, 25°C)

Model	F.V. (V/Cell)	Minute						Hour									
		5	10	15	20	30	45	1	2	3	4	5	6	8	10	20	
GFM-1200	1.85	2051	1836	1728	1360	1372	1199	1047	720	571	453	418	378	299	229	126	
	1.80	2409	2171	1997	1517	1521	1270	1136	782	603	478	430	392	316	241	135	
	1.75	2710	2450	2214	1702	1654	1355	1190	809	617	491	435	397	322	249	138	
	1.70	3125	2669	2416	1825	1736	1422	1216	818	622	496	436	399	324	251	139	
	1.67	3301	2830	2518	1883	1785	1444	1225	823	624	498	437	400	325	252	139	
	1.60	3557	3100	2672	1991	1848	1468	1233	825	626	501	438	401	327	254	140	

## Performance



Disclaimer: All data presented above are subject to change without further notice. Please contact ALLGRAND for latest updates.