

GFM-800

GFM Series VRLA Gel Battery

ALLGRAND®

Power the World



Applications

- Data/Computing Center, UPS, EPS
- Standby Power for Telecom and Mobile Systems
- Standby Power for Signaling Systems of Railway, Airport, and etc.
- Standby Power for Electrical Utilities and Nuclear Reactors

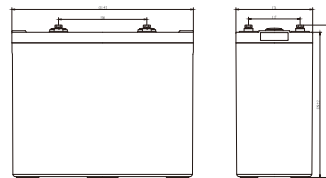
Highlights

- Long life design(up to 12 years)
- Reliably sealed
- High specific energy, low IR & self discharge
- Higher reaction efficiency and conformity

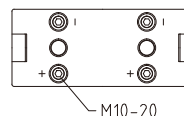
Features

- Float charging life prolonged by our proprietary corrosion resistant alloy;
- High-purity electrolytes and special agents reduce water loss;
- Impacts from earthquakes are reduced by compact seismic ABS jars and covers;
- Delicate seal technologies protect the battery from electrolyte leakage and creepage ;
- The delicate construction of self-relief valves can avoid bulges and cracks.
- Easy installation and maintenance are provided by round copper core terminals

Dimensions



L : 411mm
W : 174mm
H : 329mm
TH : 342mm



Certifications



Specifications

Model	GFM-800	
Design Life	12 years	
Nominal Capacity	20HR(43.2A,1.80V)	864Ah
	10HR(80A,1.80V)	800Ah
	3HR(216A,1.80V)	648Ah
	1HR(440A,1.80V)	440Ah
Internal Resistance	0.39mΩ(Full Charge)	
Self Discharge	≤3% per month	
Charge Voltage	Cycle Use	Standby Use
	2.33V/Cell (-4mV/°C/Cell) Max. Charge Current:120A	2.23V/Cell (-3mV/°C/Cell))

Note: Data contained herein are measured at 25°C

GFM-800

GFM Series VRLA Gel Battery



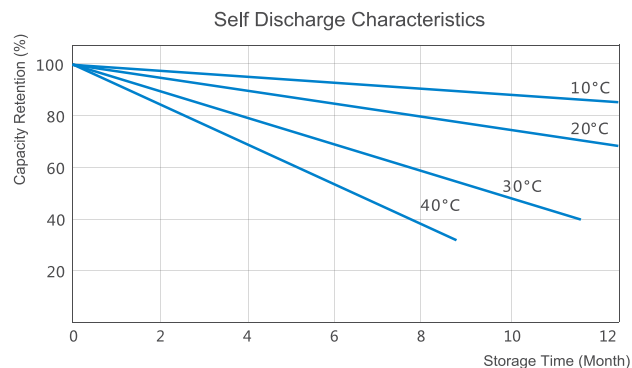
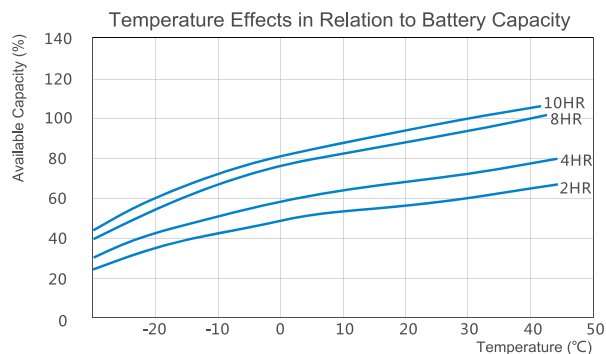
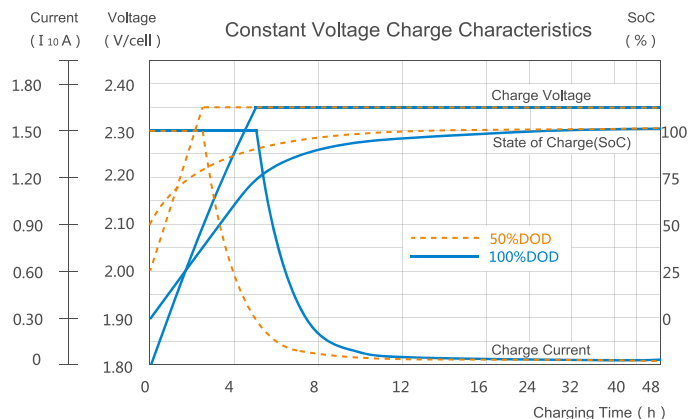
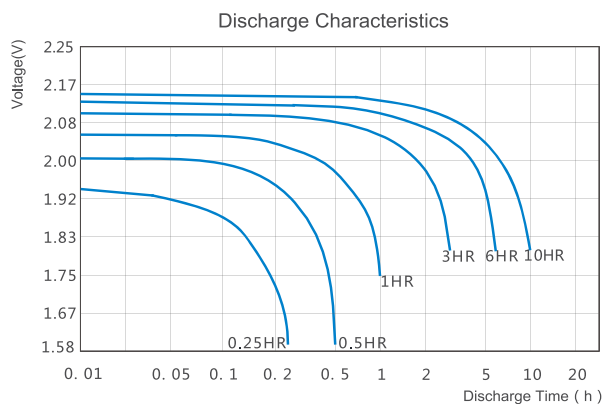
Constant Current Discharge Rate (A, 25°C)

Model	F.V. (V/Cell)	Minute						Hour									
		5	10	15	20	30	45	1	2	3	4	5	6	8	10	20	
GFM-800	1.85	801	704	608	567	499	425	378	250	195	154	138	125	99.6	76.0	43.9	
	1.80	881	817	751	687	577	478	417	271	207	167	143	130	106	80.9	45.6	
	1.75	1063	929	847	782	651	523	436	279	212	172	144	132	108	83.7	46.7	
	1.70	1186	1060	935	848	708	546	444	282	214	174	145	133	109	84.9	47.0	
	1.67	1299	1125	997	881	734	555	447	283	215	175	145	133	109	85.4	47.1	
	1.60	1468	1245	1084	940	763	564	450	285	215	175	145	134	110	86.0	47.4	

Constant Power Discharge Rate (Watt/Cell, 25°C)

Model	F.V. (V/Cell)	Minute						Hour									
		5	10	15	20	30	45	1	2	3	4	5	6	8	10	20	
GFM-800	1.85	1368	1224	1152	1088	963	841	734	480	381	302	278	252	200	153	84.0	
	1.80	1606	1448	1331	1214	1067	891	797	521	402	318	287	261	210	160	89.8	
	1.75	1807	1633	1476	1362	1161	951	835	539	411	328	290	265	215	166	91.8	
	1.70	2083	1780	1611	1460	1218	998	853	546	414	331	291	266	216	167	92.6	
	1.67	2201	1887	1678	1506	1253	1013	859	549	416	332	292	266	217	168	92.9	
	1.60	2371	2066	1781	1592	1297	1030	866	550	418	334	292	267	218	169	93.2	

Performance



Disclaimer: All data presented above are subject to change without further notice. Please contact ALLGRAND for latest updates.