


# GFM-200

GFM Series VRLA Gel Battery

**ALLGRAND®**

Power the World



## Applications

- Data/Computing Center, UPS, EPS
- Standby Power for Telecom and Mobile Systems
- Standby Power for Signaling Systems of Railway, Airport, and etc.
- Standby Power for Electrical Utilities and Nuclear Reactors

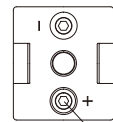
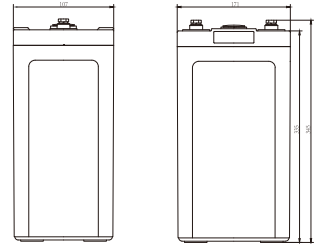
## Highlights

- Long life design(up to 12 years)
- Reliably sealed
- High specific energy, low IR & self discharge
- Higher reaction efficiency and conformity

## Features

- Float charging life prolonged by our proprietary corrosion resistant alloy;
- High-purity electrolytes and special agents reduce water loss;
- Impacts from earthquakes are reduced by compact seismic ABS jars and covers;
- Delicate seal technologies protect the battery from electrolyte leakage and creepage ;
- The delicate construction of self-relief valves can avoid bulges and cracks.
- Easy installation and maintenance are provided by round copper core terminals

## Dimensions



M10-20

L : 171mm  
W : 107mm  
H : 335mm  
TH : 345mm

## Certifications



## Specifications

Model	GFM-200	
Design Life	12 years	
Nominal Capacity	20HR(10.8A,1.80V)	216Ah
	10HR(20A,1.80V)	200Ah
	3HR(54A,1.80V)	162Ah
	1HR(110A,1.80V)	110Ah
Internal Resistance	0.68mΩ(Full Charge)	
Self Discharge	≤3% per month	
Charge Voltage	Cycle Use	Standby Use
	2.33V/Cell (-4mV/°C/Cell) Max. Charge Current:30A	2.23V/Cell (-3mV/°C/Cell))

Note: Data contained herein are measured at 25°C

# GFM-200

GFM Series VRLA Gel Battery



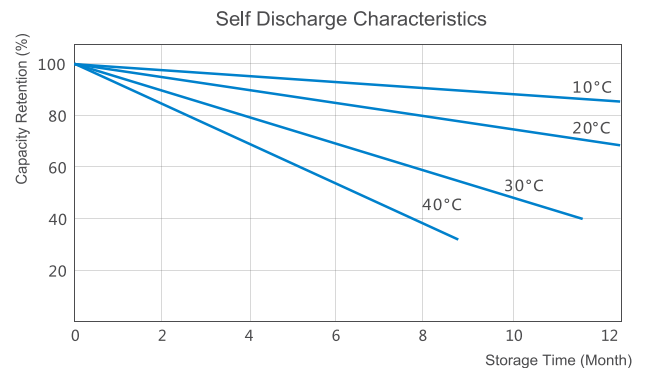
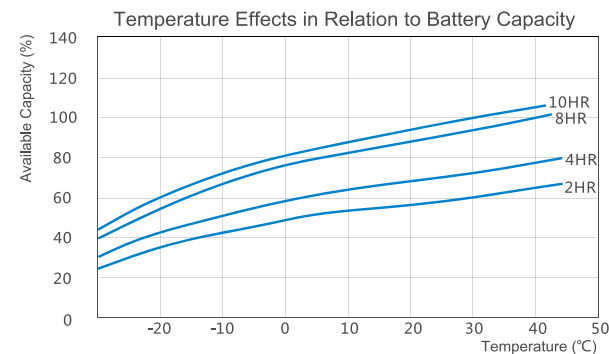
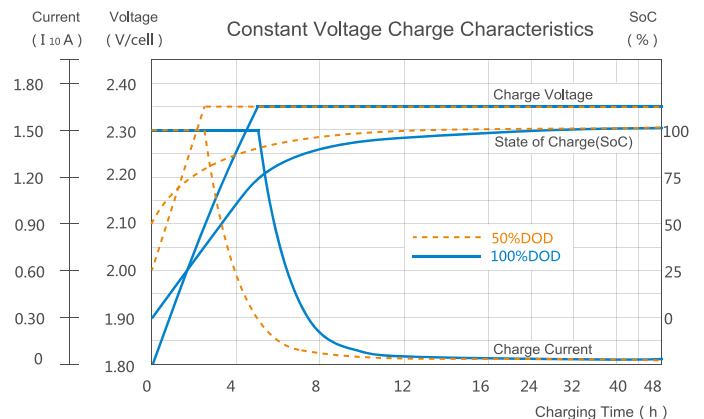
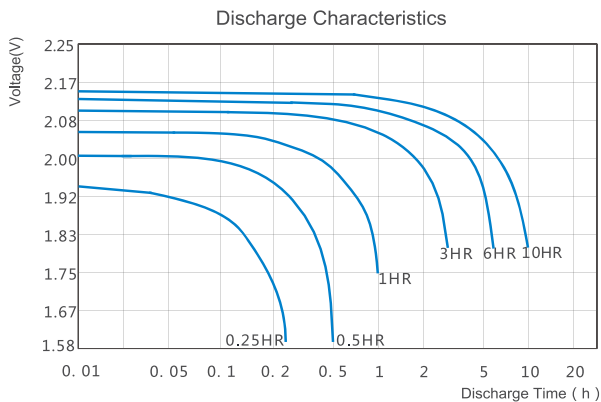
## Constant Current Discharge Rate (A, 25°C )

Model	F.V. (V/Cell)	Minute						Hour									
		5	10	15	20	30	45	1	2	3	4	5	6	8	10	20	
GFM-200	1.85	200	176	152	142	125	106	94.6	62.6	48.8	38.4	34.5	31.3	24.9	19.0	11.0	
	1.80	220	204	188	172	144	119	104	67.7	51.8	41.7	35.6	32.5	26.4	20.2	11.4	
	1.75	266	232	212	195	163	131	109	69.8	53.0	43.0	36.0	33.0	27.0	20.9	11.7	
	1.70	297	265	234	212	177	137	111	70.5	53.5	43.4	36.2	33.2	27.2	21.2	11.7	
	1.67	325	281	249	220	183	139	112	70.8	53.6	43.7	36.3	33.3	27.3	21.3	11.8	
	1.60	367	311	271	235	191	141	113	71.1	53.9	44.0	36.4	33.4	27.4	21.5	11.9	

## Constant Power Discharge Rate (Watt/Cell, 25°C)

Model	F.V. (V/Cell)	Minute						Hour									
		5	10	15	20	30	45	1	2	3	4	5	6	8	10	20	
GFM-200	1.85	342	306	288	272	241	210	184	120	95.2	75.4	69.6	63.0	49.9	38.2	21.0	
	1.80	402	362	333	303	267	223	199	130	101	79.6	71.7	65.3	52.6	40.1	22.5	
	1.75	452	408	369	340	290	238	209	135	103	81.9	72.4	66.2	53.7	41.4	23.0	
	1.70	521	445	403	365	305	250	213	136	104	82.7	72.7	66.5	54.0	41.8	23.2	
	1.67	550	472	420	377	313	253	215	137	104	83.0	72.9	66.6	54.2	41.9	23.2	
	1.60	593	517	445	398	324	258	216	138	104	83.4	73.0	66.8	54.5	42.3	23.3	

## Performance



Disclaimer: All data presented above are subject to change without further notice. Please contact ALLGRAND for latest updates.